

"You've got to be very careful if you don't know where you're going, because you might not get there."

Yogi Berra

Thanks to Professor Kirstie Hawkey for providing these slides!



SOFTWARE DEVELOPMENT LIFE CYCLE (SDLC)

There is no Silver Bullet

Primary thing to remember with SDLC methods!

It does NOT mean that there is no one method that will work in all cases


It means: *"There is no single development, in either technology or management technique, which by itself promises even one order-of-magnitude improvement within a decade in productivity, in reliability, in simplicity"*


Fred Brooks, No Silver Bullet --
Essence and Accident in Software
Engineering, *Proceedings of the IFIP
Tenth World Computing Conference:*
1069–1076, 1986



SDLC Model

A framework that describes the activities performed at each stage of a software development project.






Aside: You Own a Construction Company

Not a small one – you build skyscrapers

Do you just start pouring concrete for the foundation or do you do a lot of planning? Why?



Aside: You Own a Construction Company

You may have built skyscrapers before, but each one is effectively custom built.

Clients are paying a lot of money

You're paying a lot of money

Materials and labor, among other costs

Once you've started, it's going to be very difficult to change things up

Aside: You Own a Construction Company


What if the customer doesn't like the finished product?

For that matter, how will the customer anticipate the finished product?

For that matter, how do you know what the customer wants in the first place?


They might actually want things that are different than what they think they want

And may not realize until it's built



Aside: You Own a Construction Company

If you've built similar buildings before, then you might have a good idea of the time and cost




Aside: You Own a Construction Company

But what if this building requires things that have never been done before?



Aside: You Own a Construction Company

But what if this building requires things that have never been done before?



Aside: You Own a Construction Company

But what if this building requires things that have never been done before?



Aside: You Own a **Software** Company

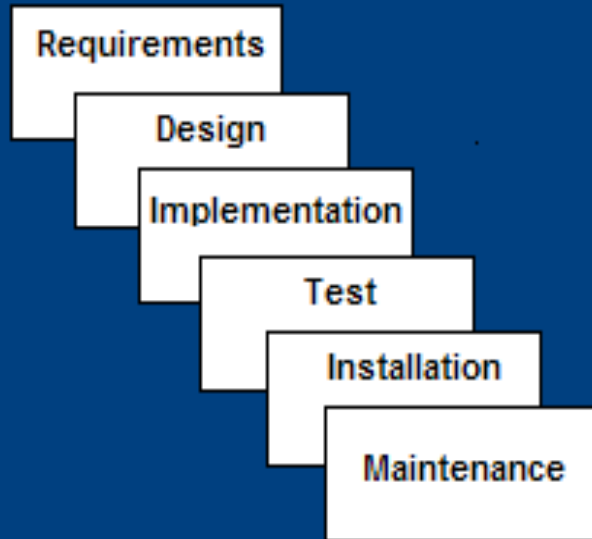
What makes you think that software doesn't have many of the same issues?

It does. So when building large software, you had better have a good development model!

It's no guarantee

But it greatly increases the likelihood of a successful project

Waterfall Model



Requirements – defines needed information, function, behavior, performance and interfaces.

Design – data structures, software architecture, interface representations, algorithmic details.

Implementation – source code, database, user documentation, testing.

THE NEW PRODUCT WATERFALL



HOW DO WE
CHART OUR
ENTIRE COURSE
IF WE DON'T
KNOW WHAT'S
AHEAD?

PLAN



WHATEVER
HAPPENS, JUST
KEEP PADDLING!

BUILD



I WISH WE'D
DESIGNED FOR
THIS SCENARIO
UPFRONT

TEST



PATCH IT AS
BEST WE CAN.
NO TIME TO
CHANGE COURSE
NOW

LAUNCH

Waterfall Strengths

Easy to understand, easy to use

Provides structure to
inexperienced staff

Milestones are well understood

Sets requirements stability

Good for management control (plan,
staff, track)

Works well when quality is more
important than cost or schedule

Waterfall Deficiencies

All **requirements must be known** upfront
Deliverables created for each phase are considered frozen – **inhibits flexibility**
Can give a **false impression of progress**
Does not reflect problem-solving nature of software development – iterations of phases
Integration is **one big bang at the end**
Little opportunity for customer to preview the system (until it may be too late)

When to use the Waterfall Model

Requirements are very **well known**

Product definition is **stable**

Technology is **understood**

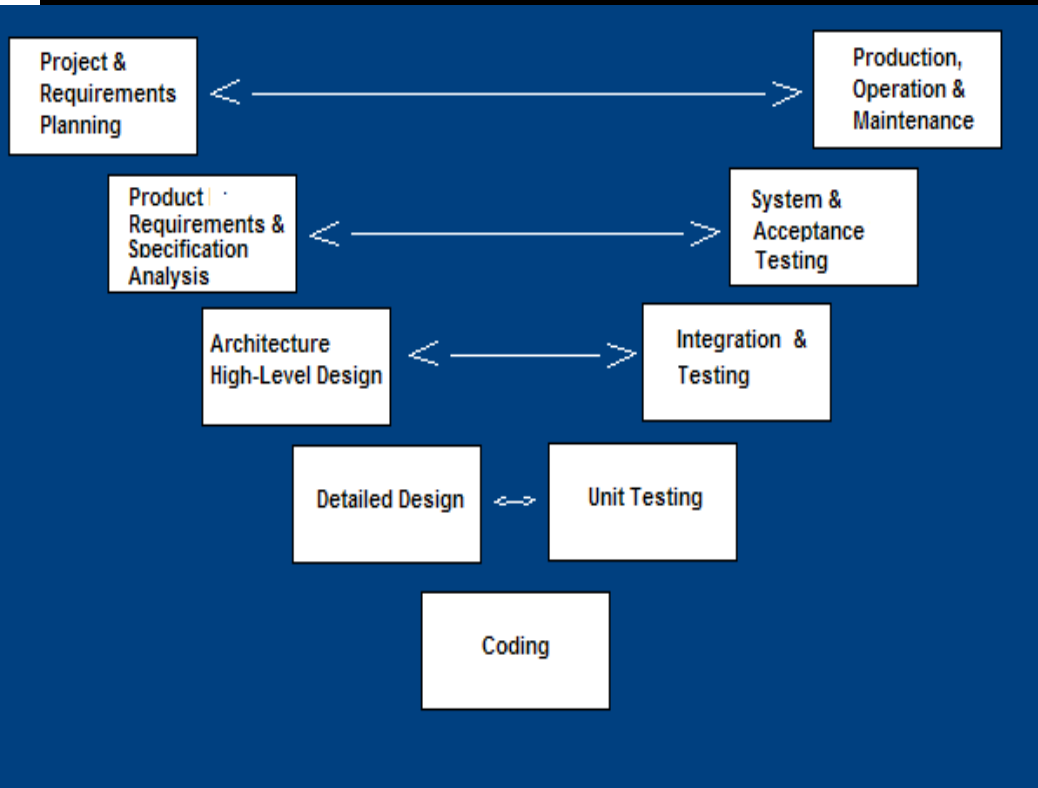
New **version of an existing product**

Porting an existing product to a new platform.

High risk for new systems because of specification and design problems.

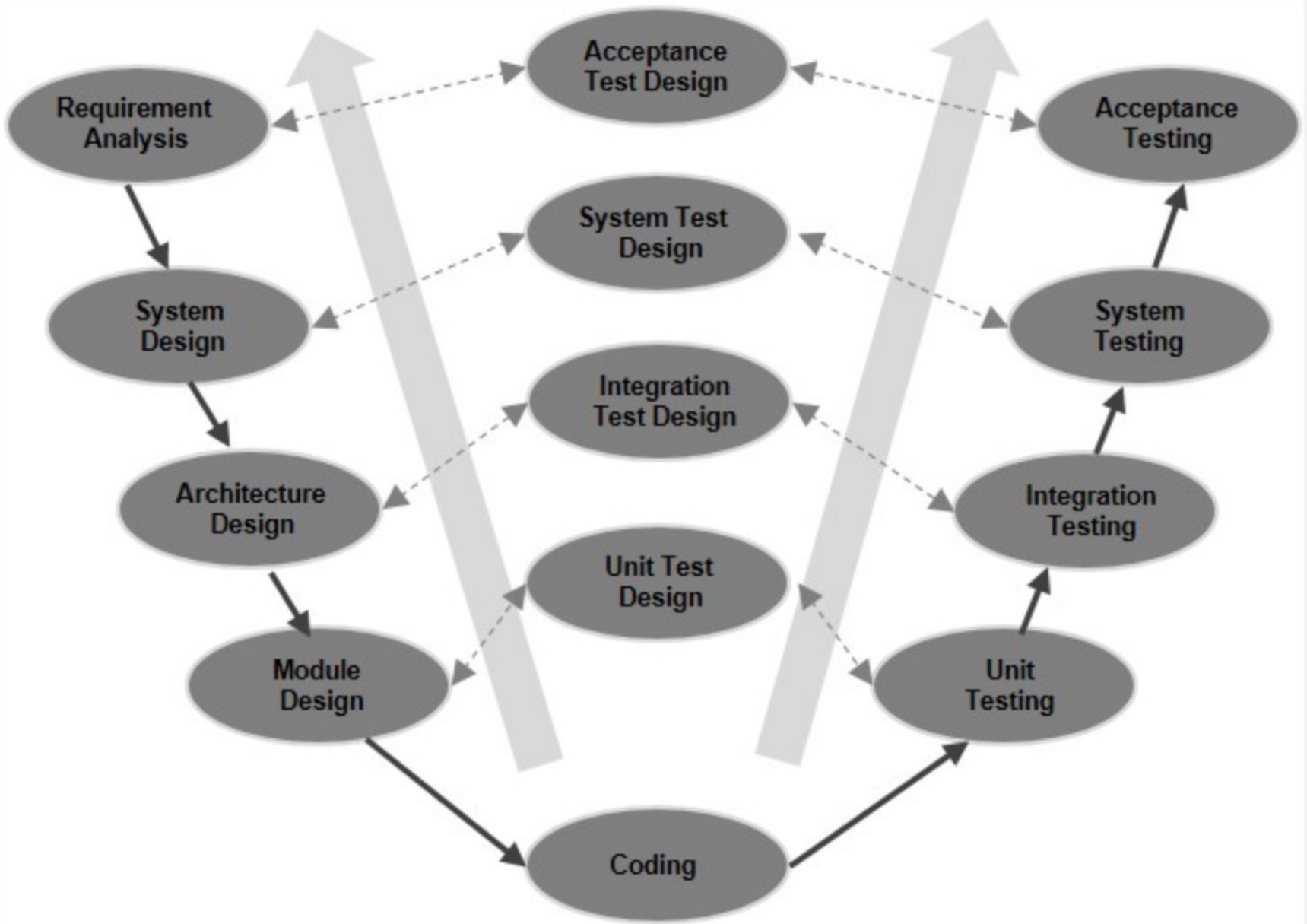
Low risk for well-understood developments using familiar technology.

V-Shaped SDLC Model



A variant of the Waterfall that emphasizes the verification and validation of the product.

Testing of the product is planned in parallel with a corresponding phase of development



V-Shaped Steps



Project and Requirements Planning
– allocate resources

Product Requirements and Specification Analysis – complete specification of the software system

Architecture or High-Level Design – defines how software functions fulfill the design

Detailed Design – develop algorithms for each architectural component

Production, operation and maintenance – provide for enhancement and corrections

System and acceptance testing – check the entire software system in its environment

Integration and Testing – check that modules interconnect correctly

Unit testing – check that each module acts as expected

Coding – transform algorithms into software



V-Shaped Strengths

Emphasize planning for
verification and validation of
the product in early stages of
product development

Each deliverable must be
testable

Project management can track
progress by milestones

Easy to use

V-Shaped Weaknesses

Does not easily handle **concurrent events**

Saw this 100 times. No one says why this is with any specificity

Does not handle **iterations** or phases

Does not easily handle **dynamic changes in requirements**

Like Waterfall model, not flexible

Does not contain **risk analysis activities**

When to use the V-Shaped Model

Excellent choice for **systems requiring high reliability** – hospital patient control applications

All requirements are known upfront

When it can be modified to **handle changing requirements** beyond analysis phase

Solution and technology are known

Protoyping: Basic Steps

Identify basic requirements

Including input and output info

Details (e.g., security) generally ignored

That's not a good thing, but not unique to prototyping

Develop initial prototype

UI first

Review

Customers/end -users review and give feedback

Revise and enhance the prototype & specs

Negotiation about scope of contract may be necessary

Dimensions of prototyping

Horizontal prototype

Broad view of entire system/sub-system

Focus is on user interaction more than low-level system functionality (e.g., database access)

Useful for:

Confirmation of UI requirements and system scope

Demonstration version of the system to obtain buy-in from business/customers
Develop preliminary estimates of development time, cost, effort

Dimensions of Prototyping

Vertical prototype

More complete elaboration of a single sub-system or function

Useful for:

- Obtaining detailed requirements for a given function

- Refining database design

- Obtaining info on system interface needs

- Clarifying complex requirements by drilling down to actual system functionality

Types of prototyping

Throwaway/rapid/close-ended prototyping

Creation of a model that will be discarded rather than becoming part of the final delivered software

After preliminary requirements gathering, used to visually show the users what their requirements may look like when implemented

Focus is on quickly developing the model

focus is **not** on good programming practices

Can Wizard of Oz things

Wizard of Oz Prototyping

Requires three things:

Script: tells what is to take place

Person: Acts as end user

Human "wizard": simulates the end product

Person may not know that the "software" is actually a human simulating behavior

WOZ name comes from Toto pulling back curtain to reveal Wizard is actually a person pulling levers



Wizard of Oz Prototyping

Purpose is to improve user experience
(UX)



Fidelity of Prototype

Low-fidelity

Paper/pencil

Mimics the functionality, but does not look like it

Often implemented with interpreted scripting language (e.g., Python)

Goal is not typically optimization at this stage

Fidelity of Prototype

Medium to High-fidelity

GUI builder

“Click dummy” prototype – looks like the system, but does not provide the functionality

Or provide functionality, but have it be general and not linked to specific data

<http://www.youtube.com/watch?v=VGjcfouSlpk>

<http://www.youtube.com/watch?v=5oLlmNbxap4&feature=related>



Throwaway Prototyping steps

Write preliminary requirements

Design the prototype

User experiences/uses the prototype, specifies new requirements

Repeat if necessary

Write the final requirements

Develop the real products



Evolutionary Prototyping

A.k.a breadboard prototyping


(analogous to electronics breadboard)

Goal is to build a very robust prototype in a structured manner and constantly refine it

The evolutionary prototype forms the heart of the new system and is added to and refined

Allow the development team to add features or make changes that were not conceived in the initial requirements

Evolutionary Prototyping



Evolutionary Prototyping Model

Developers build a prototype during the requirements phase

Prototype is evaluated by end users

Users give corrective feedback

Developers further refine the prototype

When the user is satisfied, the prototype code is brought up to the standards needed for a final product.

EP Steps

A preliminary project plan is developed

A partial high-level paper model is created

The model is source for a partial requirements specification

A prototype is built with basic and critical attributes

The designer builds

- the database

- user interface

- algorithmic functions

The designer demonstrates the prototype, the user evaluates for problems and suggests improvements.

This loop continues until the user is satisfied

EP Strengths

Customers can "see" the system requirements as they are being gathered

Developers learn from customers

A more accurate end product

Unexpected requirements accommodated

Allows for flexible design and development

Steady, visible signs of progress produced

Interaction with the prototype stimulates awareness of additional needed functionality



Incremental prototyping

Final product built as separate prototypes

At the end, the prototypes are merged into a final design



Extreme Prototyping

Often used for web applications

Development broken down into 3 phases,
each based on the preceding phase

1. Static prototype consisting of HTML pages
2. Screens are programmed and fully functional using a simulated services layer
Fully functional UI is developed with little regard to the services, other than their contract
3. Services are implemented

Prototyping advantages

Reduced time and cost

Can improve the quality of requirements and specifications provided to developers

Early determination of what the user really wants can result in faster and less expensive software

Improved/increased user involvement

User can see and interact with the prototype, allowing them to provide better/more complete feedback and specs

Misunderstandings/miscommunications revealed

Final product more likely to satisfy their desired look/feel/performance

Disadvantages of prototyping 1

Insufficient analysis

Focus on limited prototype can distract developers from analyzing complete project

Think of house with lots of "add ons"

May overlook better solutions

Conversion of limited prototypes into poorly engineered final projects that are hard to maintain

Limited functionality may not **scale** well if used as the basis of a final deliverable

May not be noticed if developers too focused on building prototype as a model

Disadvantages of prototyping 2

User confusion of prototype and finished system

Users can think that a prototype (intended to be thrown away) is actually a final system that needs to be polished
Unaware of the scope of programming needed to give prototype robust functionality

Users can become attached to features included in prototype for consideration and then removed from final specification

Especially problematic if those features turn out to be difficult/impossible to implement at production quality (e.g., required infrastructure unavailable)

Disadvantages of prototyping 3

Developer attachment to prototype

If spend a great deal of time/effort to produce, may become attached

Might try to attempt to convert a limited prototype into a final system

Bad if the prototype does not have an appropriate underlying architecture

Disadvantages of prototyping 4

Excessive development time of the prototype

Prototyping supposed to be done quickly
If developers lose sight of this, can try to build a prototype that is too complex
For throw away prototypes, the benefits realized from the prototype (precise requirements) may not offset the time spent in developing the prototype –
expected productivity reduced
Users can be stuck in debates over prototype details and hold up development process

Disadvantages of prototyping 5

Expense of implementing prototyping

Start up costs of prototyping may be high

Expensive to change development methodologies in place (re-training, re-tooling)

Slow development if proper training not in place

High expectations for productivity unrealistic if insufficient recognition of the learning curve

Lower productivity can result if overlook the need to develop corporate and project specific underlying structure to support the technology

Best uses of prototyping

Most beneficial for systems that will have many interactions with end users

The greater the interaction between the computer and the user, the greater the benefit of building a quick system for the user to play with

Especially good for designing good human-computer interfaces

Aside: Generation Languages

First generation (1gl): Machine language

2gl: Low-level assembly language: hardware dependent

3gl: High-level languages: C, C++, Java, Javascript, Visual Basic

4gl: Statements similar to statements in a human language: Perl, Python, PHP, Ruby, SQL

5gl: Programming languages that contain visual tools to help develop a program: Mercury, OPS5, Prolog



AGILE SOFTWARE DEVELOPMENT LIFE CYCLES

Agile SDLC's

Speed up or bypass one or more life cycle phases

Usually less formal and reduced scope

Used for time-critical applications

Used in organizations that employ disciplined methods

Some Agile Methods

Rapid Application Development (RAD)

Incremental SDLC

Scrum

Extreme Programming (XP)

Adaptive Software Development (ASD)

Feature Driven Development (FDD)

Crystal Clear

Dynamic Software Development Method
(DSDM)

Rational Unify Process (RUP)



Agile vs Waterfall Propaganda

<https://www.youtube.com/watch?v=CKD9nWVsDzc>





RAPID APPLICATION DEVELOPMENT (RAD) MODEL

RAD is **not** Rapid Prototyping

Rapid application development (RAD) is a method for rapidly developing the final product

As the title implies, you are rapidly developing the application

Rapid prototyping uses a throwaway prototype in order to better learn the needs/requirements of the user

TRADITIONAL



RAD



Rapid Application Model (RAD)

Requirements planning phase (a workshop utilizing structured discussion of business problems)

User description phase – automated tools capture information from users


Construction phase – productivity tools, such as code generators, screen generators, etc. inside a time-box. (“Do until done”)

Cutover phase -- installation of the system, user acceptance testing and user training



Aside: Timeboxing

Timeboxing is a planning technique common in planning projects, where the schedule is divided into a number of separate time periods (*timeboxes*, normally two to six weeks long), with each part having its own deliverables, deadline and budget.



Aside: Timeboxing

- Timeboxes are used as a form of risk management, especially for tasks that may easily extend past their deadlines. The end date (deadline) is one of the primary drivers in the planning and should not be changed as it is usually linked to a delivery date of the product. If the team exceeds the deadline, the team failed in proper planning and/or effective execution of the plan. This can be the result of: the wrong people on the wrong job (lack of communication between teams, lack of experience, lack of commitment/ drive/motivation, lack of speed) or underestimation of the complexity of the requirements.
- When the team exceeds the deadline, the following actions might be taken after conferring with the Client:
 - Dropping requirements of lower impact (the ones that will not be directly missed by the user)
 - Working overtime to compensate for the time lost
 - Moving the deadline

Requirements Planning Phase

Combines elements of the system planning and systems analysis phases of the System Development Life Cycle (SDLC).

Users, managers, and IT staff members discuss and agree on business needs, project scope, constraints, and system requirements.


It ends when the team agrees on the key issues and obtains management authorization to continue.



User Design Phase

Users interact with systems analysts and develop models and prototypes that represent all system processes, inputs, and outputs.

Typically use a combination of Joint Application Development (JAD) techniques and CASE tools to translate user needs into working models.



A continuous interactive process that allows users to understand, modify, and eventually approve a working model of the system that meets their needs.



JAD Techniques

http://en.wikipedia.org/wiki/Joint_application_design

CASE Tools




http://en.wikipedia.org/wiki/Computer-aided_software_engineering



Construction Phase

Focuses on program and application development task similar to the SDLC.

However, users continue to participate and can still suggest changes or improvements as actual screens or reports are developed.



Its tasks are programming and application development, coding, unit-integration, and system testing.




Cutover Phase

Resembles the final tasks in the SDLC implementation phase.

Compared with traditional methods, the entire process is compressed.

As a result, the new system is built, delivered, and placed in operation much sooner.

Tasks are data conversion, full-scale testing, system changeover, user training.



RAD Strengths

Reduced cycle time and improved productivity with fewer people means lower costs

Time-box approach mitigates cost and schedule risk

Customer involved throughout the complete cycle minimizes risk of not achieving customer satisfaction and business needs

Focus moves from documentation to code (**WYSIWYG**).

Uses modeling concepts to capture information about business, data, and processes.

RAD Weaknesses

Accelerated development process
must give quick responses to the
user

Risk of never achieving closure

Hard to use with legacy systems

Requires a system that can be
modularized

Developers and customers must be
committed to rapid-fire activities
in an abbreviated time frame.

When to use RAD

Reasonably well-known requirements

User involved throughout the life cycle

Project can be time-boxed

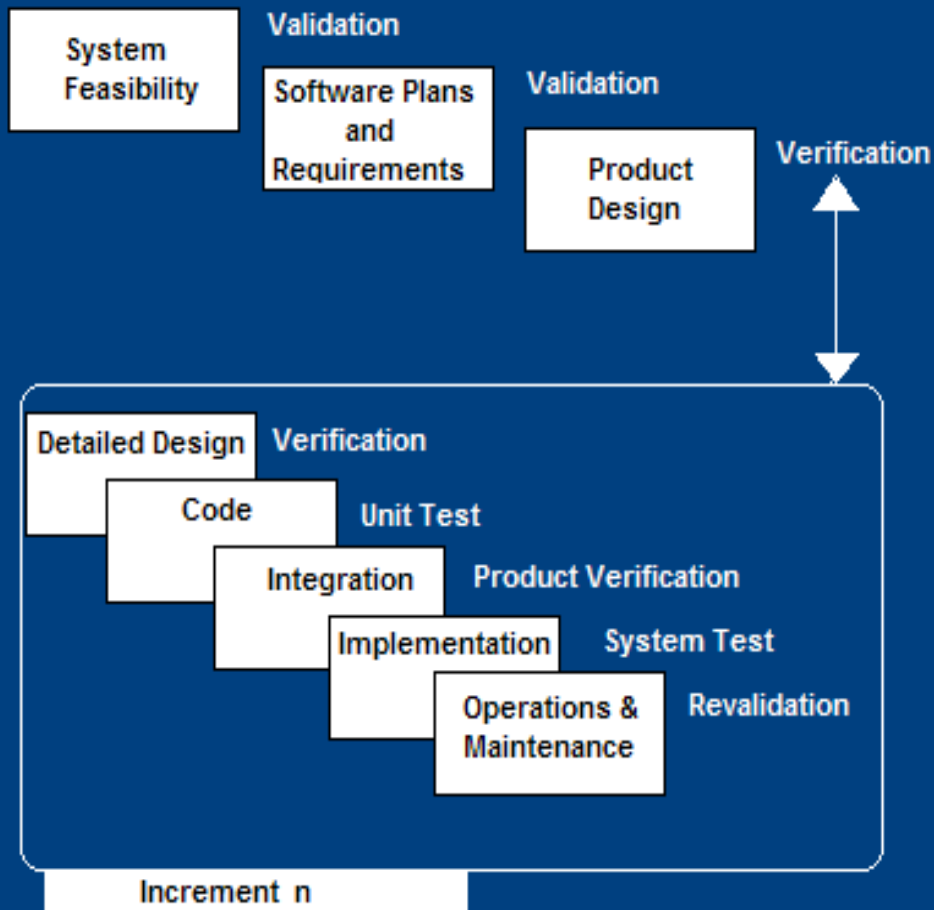
Functionality delivered in increments

High performance not required

Low technical risks

System can be modularized

Incremental SDLC Model



Construct a partial implementation of a total system

Then slowly add increased functionality

The incremental model prioritizes requirements of the system and then implements them in groups. Each subsequent release of the system adds function to the previous release, until all designed functionality has been implemented.

Incremental Model Strengths

Develop high-risk or major functions first
Each release delivers an operational product

Customer can respond to each build
Uses "divide and conquer" breakdown of tasks

Lowers initial delivery cost

Initial product delivery is faster

Customers get important functionality early

Risk of changing requirements is reduced

Incremental Model Weaknesses

Requires good planning and design

Requires early definition of a complete and fully functional system to allow for the definition of increments

Well-defined module interfaces are required (some will be developed long before others)

Total cost of the complete system is not lower

When to use the Incremental Model

Risk, funding, schedule, program complexity, or need for **early realization of benefits**.

Most of the requirements are known upfront but are expected to **evolve over time**

A need to **get basic functionality to the market early**

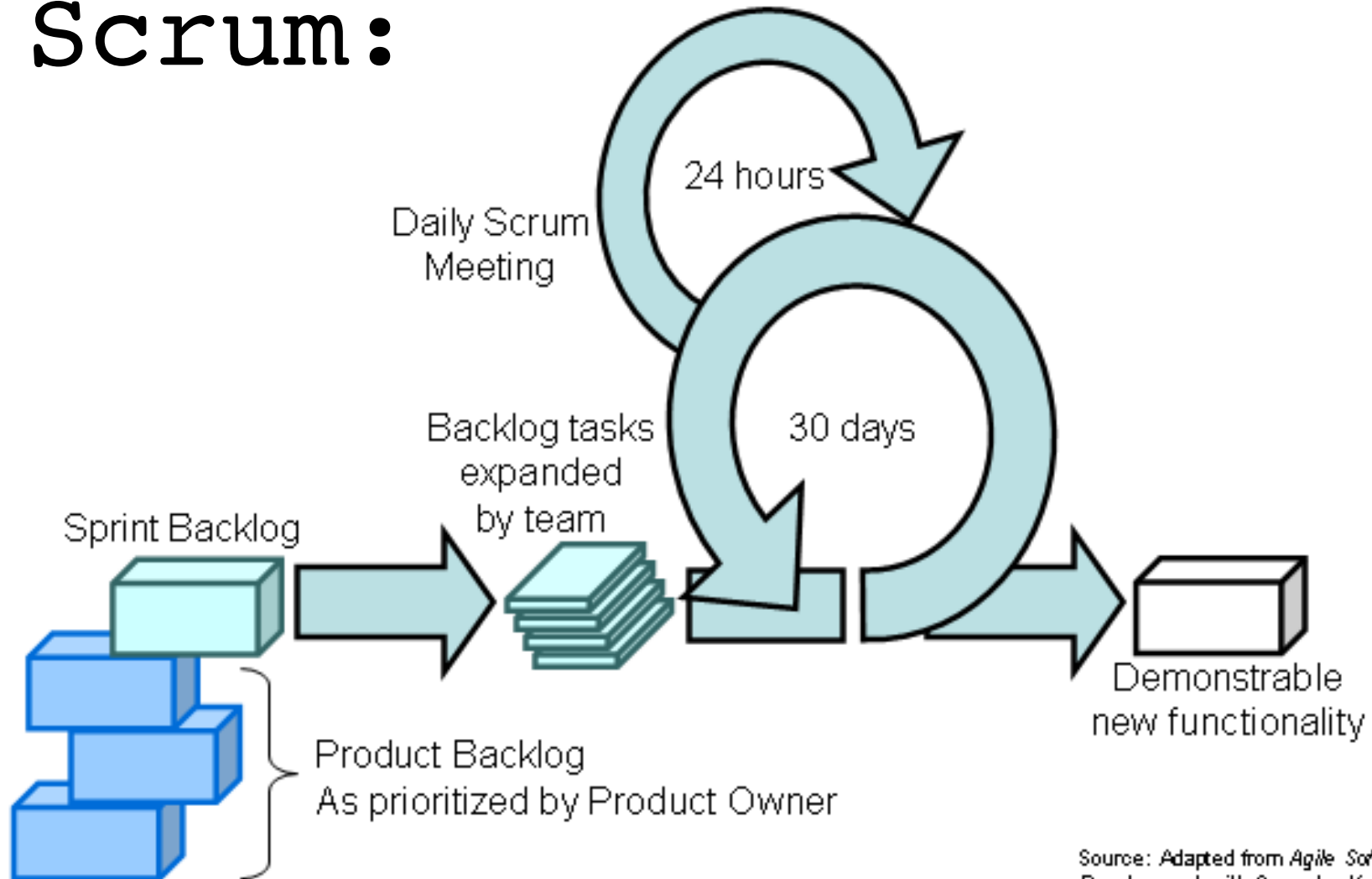
On projects which have **lengthy development schedules**

On a project with **new technology**

A vertical bar on the left side of the page, composed of several colored segments: a small pink square at the top, a grey square, a yellow square, and a long pink rectangle at the bottom.

SCRUM

Scrum:



Source: Adapted from *Agile Software Development with Scrum* by Ken Schwaber and Mike Beedle.



Scrum in 13 seconds:

<http://www.youtube.com/watch?v=9DKM9HcRnZ8&feature=related>

Scrum in 10 minutes:

<https://www.youtube.com/watch?v=XU011RltyFM>

[More Scrum Slides](#)

<http://www.mountangoatsoftware.com/system/presentation/file/129/Getting-Agile-With-Scrum-Cohn-NDC2010.pdf?1276712017>

Scalability of scrum addressed on slides 33-35

Aside: User Stories

Informal, general explanation of a software feature

Written from perspective of the software user

Articulates how feature will provide value to the customer

Not software systems requirements

Thanks to: Max Rehkopf, "User Stories With Examples and Templates"
<https://www.atlassian.com/agile/project-management/user-stories>



Aside: User Stories

User story effectively puts end user at the center of the development conversation

Non-technical language provides context for the development team

The team learns why they are building a feature, what they are building, and the value it creates



User Story Template


"As a [persona], I [want to], [so that]."

"As a [persona]": Who are we building this for? We're not just after a job title, we're after the persona of the person. Max. Our team should have a shared understanding of who Max is. We've hopefully interviewed plenty of Max's. We understand how that person works, how they think and what they feel. We have empathy for Max.



User Story Template


"Wants to": Here we're describing their intent – not the features they use. What is it they're actually trying to achieve? This statement should be implementation free – if you're describing any part of the UI and not what the user goal is you're missing the point.





User Story Template

“So that”: how does their immediate desire to do this fit into their bigger picture? What’s the overall benefit they’re trying to achieve? What is the big problem that needs solving?



User Story Examples

- As Max, I want to invite my friends, so we can enjoy this service together.
- As Sascha, I want to organize my work, so I can feel more in control.
- As a manager, I want to be able to understand my colleagues progress, so I can better report our success and failures.

When Team Decides to include story in a sprint..


- Discuss functionality and requirements the story requires
This is technical
- Requirements added to the story
- Often story scored on complexity
- Story broken into smaller pieces, if necessary, to fit in sprint
- Determine what "done" means, time to completion, etc.



Scrum advantages

Agile scrum helps the company in saving time and money.

Scrum methodology enables projects where the business requirements documentation is hard to quantify to be successfully developed.



Fast moving, cutting edge developments can be quickly coded and tested using this method, as a mistake can be easily rectified.




Scrum advantages

It is a lightly controlled method which insists on frequent updating of the progress in work through regular meetings. Thus there is clear visibility of the project development.

Like any other agile methodology, this is also iterative in nature. It requires continuous feedback from the user.

Due to short sprints and constant feedback, it becomes easier to cope with the changes.





Scrum advantages

Daily meetings make it possible to measure individual productivity. This leads to the improvement in the productivity of each of the team members.


Issues are identified well in advance through the daily meetings and hence can be resolved speedily

It is easier to deliver a quality product in a scheduled time.



Scrum advantages

Agile Scrum can work with any technology/ programming language but is particularly useful for fast moving web 2.0 or new media projects.



The overhead cost in terms of process and management is minimal thus leading to a quicker, cheaper result.

Scrum disadvantages

Agile Scrum is one of the leading causes of scope creep because unless there is a definite end date, the project management stakeholders will be tempted to keep demanding new functionality.

If a task is not well defined, estimating project costs and time will not be accurate. In such a case, the task can be spread over several sprints.

If the team members are not committed, the project will either never complete or fail.

Scrum disadvantages

It is good for small, fast moving projects as it works well **only** with small team.

This methodology needs experienced team members only. If the team consists of people who are novices, the project cannot be completed in time.

Scrum works well when the Scrum Master trusts the team they are managing. If they practice too strict control over the team members, it can be extremely frustrating for them, leading to demoralisation and the failure of the project.

Scrum disadvantages

If any of the team members leave during a development it can have a huge adverse effect on the project development

Project quality management is hard to implement and quantify unless the test team are able to conduct regression testing after each sprint.

Regression Testing

Actually should be called (and rarely is) NON-regression testing

Rerunning tests on previously developed and tested modules to ensure that they still perform after a change

If not, that is a regression