

RESEARCH ARTICLE

The Jordan curve theorem is non-trivial

Fiona Ross^{a*} and William T. Ross^b

^a*Department of Art and Art History, University of Richmond, Virginia 23173;* ^b*Department of Mathematics and Computer Science, University of Richmond, Virginia 23173*

(v2.4 released May 2009)

The formal mathematical definition of a Jordan curve (a non-self-intersecting continuous loop in the plane) is so simple that one is often lead to the unimaginative view that a Jordan curve is nothing more than a circle or an ellipse. In this paper, we continue a discussion of others [1, 2, 9, 11] that a Jordan curve can be quite fantastical both in some bizarre properties such a curve might have (jagged at every point, space filling, etc.) or that such a curve can have a difficult to discover inside and outside as promised by the celebrated Jordan Curve Theorem (JCT). In this paper, we explore the JCT theorem through its history and some hand drawings which not only challenge the viewer’s preconceived notions of interior and exterior or that the JCT is a trivial result, but also challenge the reader’s notion that a curve is a cold boring object, incapable of telling an interesting story.

Keywords: Jordan curve theorem, single line drawings

AMS Subject Classification: 30-02, 30-03, 97I80

1. Introduction

The classical Jordan Curve Theorem (JCT):

Every Jordan curve (a non-self-intersecting continuous loop in the plane) separates the plane into exactly two components

is often mentioned just in passing in courses ranging from liberal arts mathematics courses where it is an illuminating example of an “obvious” statement that is difficult to prove, to undergraduate and graduate topology and complex analysis where it tends to break the flow. In complex analysis, it is especially given short shrift. There are several reasons for this. For one, a professor has bigger fish to fry. There are the theorems of Cauchy, Hadamard, Morera, and the like which comprise the nuts and bolts of complex analysis and so the Jordan curve theorem appears to be a mere curiosity. Second, there is insufficient time to even outline a proof that an uninitiated student can really appreciate. Third, the result is clearly “obvious” and a professor does not want to put themselves, or their students, through a complicated proof of a theorem which seems to need no proof at all.

A complex analysis teacher who recognizes the need to, at the very least, mention the JCT might hastily draw a circle or an ellipse on the board to point out the interior and exterior regions – knowing full well that the students are not impressed. The slightly more ambitious teacher might make some weak attempt (without practicing this before class) at drawing something more complicated and invite the students to identify the interior and exterior regions. The students

*Corresponding author. Email: fiona@fionaross.net

always do so very quickly and are still not impressed and don't see the real difficulties. Maybe the teacher will give a slightly more formal "proof" of the JCT:

Start from a point not on the curve and draw a straight line from that point to the outside of the whole drawing. If the line meets the curve an odd number of times, you are on the interior. If the line meets an even number of times, you are on the exterior.

For most curves a (non-artist) teacher can draw in class, this "counting crossings" method is relatively easy and students still don't see the real difficulties and why this is not really a valid proof of the JCT. The Jordan curve theorem lesson usually ends with a few mumbled words like "Well, trust me on this one. Things can get pretty complicated out there and to make this all exact takes a lot of work. So, let's move on to...".

We certainly understand the issues mentioned above in teaching the Jordan curve theorem and the need to "move on" to more relevant things. We write this note for those who wish to appreciate both the artistic exploration and the history behind the JCT. Thus we unite the two lines of discourse on the nature of non-triviality. In our opinion, the JCT is a wonderful result because it exposes us to amazing, pathological, counterintuitive, examples such as nowhere differentiable curves or curves with positive area (see below). So, in a way, not appreciating the JCT is driven by a lack of imagination thinking that Jordan curves are nothing more than circles or a couple of wavy lines a teacher hastily draws on a blackboard.

The JCT not only inspires mathematicians to dream up these fantastical examples which almost mock the technical definition of a curve, but also inspires artists such as [1, 2, 9, 11] and the first author who show us that Jordan curves are not the cold, abstract, boring, objects we might think they are. Instead, they can tell a story. They can help mathematicians make a better case to their students, and to themselves, that there is something non-trivial going on here - indeed something beautiful. We will see through some hand-drawn artwork that the interior and exterior regions guaranteed by the JCT are not so easy to identify and when they are identified, they can be just wonderful to look at.

Just as curves can be used to tell a story, the proof of the JCT is a great story by itself - from the Bohemian monk who had to convince us that the JCT needed a proof, to the Frenchman to give us an unconvincing one, to the mathematicians who opened up the Pandora's box of terrifying pathological examples of curves, to the final proof, to Jordan's redemption. The artwork inspired by the JCT, and how it can inspire mathematicians and teachers, as well as the history of the result will be illuminated here.

2. The artwork

The black and white hand drawings in this survey (Figures 1 and 2), drawn by the first author, were created to give the readers an opportunity to explore the idea of a curve as leading the viewer through a story and also to invite the reader to apply the "proof" of the JCT mentioned earlier (counting the number of crossings needed to exit the drawing) to determine which parts of the figures lie in the interior or exterior. As a visual artist, the first author has always found inspiration in the way curves appear in the structure of the natural world. The curves that appear in geology and biology, such as anafactuous (twisting and turning), concentra, labyrinthine, phyllotaxy (dynamic spirals), vermiculate (wormlike arrangements), and ripple and dune formations have provided a starting point for many of her artworks. In exploring the physical and metaphorical structure of unicursal labyrinths, the first author created a series of self-portraits in landscapes rendered from a single line. The most famous of unicursal, or single path, labyrinths features prominently in the mythological tale of Theseus and the Minotaur. Labyrinth forms are also used as guides to meditation and prayer, giving the person who travels the labyrinth a sense of their very selves as the most complex of labyrinths.

The authors began a series of discussions of the JCT after the second author saw one of the first author's unicursal labyrinths (*Blue Introverted Unicursal Labyrinth*, Figures 3 and 4). In

this drawing, the first author made a point of not uniting the curve that formed the labyrinth. Just as there is no metaphorical separation between the journey and the traveler, there was, deliberately, no separation of the interior or exterior of the labyrinth on the paper. Intrigued by the conversations with the first author, a mathematician, and by Felix Klein's statement

Everyone knows what a curve is, until he has studied enough mathematics to become confused through the countless number of possible exceptions.

the first author combined the idea of the curve leading the viewer through a meaningful story together with the mathematical notion of the complexities encountered when trying to prove the JCT. She began a new series of drawings (*When we could be diving for pearls* (Figure 1) and *A thread in the labyrinth* (Figure 2) rendered from a single (non-intersecting) curve without beginning or end, i.e., a Jordan curve. In these new drawings, the unicursal labyrinth is no longer open, as in the earlier *Blue Introverted Unicursal Labyrinth*, but closed. The interior and exterior spaces in the new drawings are difficult to identify. Making it difficult to identify inside and outside spaces gives the "closed" drawings in Figure 1 and Figure 2 a different meaning than the "open" drawings of Figures 3 and 4. The Jordan curve drawings have a more secretive content. They seem to hold their breath as the inked fingers of the external space unsuccessfully reach in and touch the interior, whereas the non-Jordan curve drawings invite entry into the most remote areas of the work. The first author finds both the form of content (open and closed) interesting to work with and is grateful to be given the opportunity to point out where art and mathematics intersect. The Jordan curve drawings created for this article (Figures 1 and 2) were hand drawn with micron ink markers or graphite on Denril drafting film.

3. A historical perspective of the Jordan Curve Theorem

Just as the JCT art work in the previous section shows that curves can tell a tale, the JCT itself is an interesting story. The JCT says the plane is separated into two components by a Jordan curve. We traditionally call the bounded component the "interior" and the unbounded component the "exterior". Bernhard Bolzano [7, 12] saw that the problem was non-trivial and officially posed it as a theorem needing a proof. Here is Bolzano's "prophetic version of the celebrated Jordan curve theorem" [7, p. 285]:

If a closed line lies in a plane and if by means of a connected line one joins a point of the plane which is enclosed within the closed line with a point which is not enclosed within it, then the connected line must cut the closed line.

Bolzano also realized that the current notions of curve at the time were in desperate need of proper definitions! The first proof, hence name Jordan curve theorem, was given in 1887 by Camille Jordan in his book *Cours d'analyse de l'École Polytechnique* [8] but was regarded by many to be incorrect. As an interesting side note, Thomas Hales [6] believes the charges of incorrectness against Jordan's original proof were trumped up and the errors are merely aesthetic. With a few relatively minor changes, he claims to make Jordan's proof rigorous.

If the Jordan curve is a polygon, one can prove the JCT using the "counting crossings" method mentioned earlier. This proof, which needs to be cleaned up a bit to make it completely rigorous, is the standard way to prove the JCT for polygons.

When the curve is not a polygon, all sorts of pathologies can occur. For the student, maybe you are thinking of defining the interior of the curve by using the rule you learned from calculus: When you travel around the curve, the interior is on your left. When you are doing this, notice how you are tacitly assuming there is a continuously turning normal to the curve (your left hand). There are examples of functions $f : [0, 1] \rightarrow \mathbb{R}$ which are continuous everywhere but

differentiable nowhere, i.e., Weierstrass' famous example [4]

$$f(x) := \sum_{n=0}^{\infty} a^n \cos(b^n \pi x),$$

where $0 < a < 1$, $b > 1$ is an odd integer, and $ab > 1 + 3\pi/2$ (See Figure 5). The graph of f is jagged everywhere (see Figure 1) and can be used to define a Jordan curve which is also jagged everywhere. Such a curve does not have a well defined tangent (and hence normal). These types of jagged curves also serve to point out how our informal proof of the JCT for polygonal type regions (count the number of times you cross the curve) breaks down since you might cross the curve an infinite number of times when exiting the drawing, making the parity (odd or even) undefined.

Even more pathological is an example of Osgood [10] of a Jordan curve with positive area. Jordan showed that if the curve is rectifiable (finite length) then it has zero area. These positive area Osgood curves are quite wild and fascinating and the reader is directed to a wonderful Mathematica Demonstration by Robert Dickau [3] where one constructs a Jordan curve with any desired (finite) area.

Otto Veblen [13] finally gave what many regard as the first correct proof of the Jordan curve theorem and others followed with different proofs, including ones using formal logic [5].

4. Final thought

In this paper we have seen that a Jordan curve is so much more than a circle or ellipse. It can be jagged at every point or perhaps impossible to visually determine the interior from the exterior or perhaps even of positive area, and, as seen through the artwork in this paper, can lead the viewer through a story. In fact, the Jordan Curve Theorem is a wonderful story in itself – an seemingly obvious result which Bolzano had to convince people was not and whose original proof was not convincing and which inspired mathematicians to create pathological, counterintuitive, and fascinating examples. It is then fitting that Jordan curves inspire art and, more importantly, help mathematicians make a better case to the students that the JCT is non-trivial - both as a mathematical result and as a work of art.

References

- [1] R. Bosch, *Simple-closed-curve sculptures of knots and links*, J. Math. Arts 4 (2010), pp. 57–71, URL <http://dx.doi.org/10.1080/17513470903459575>.
- [2] R. Bosch and C. Kaplan, *Tsp Art*, Bridges Conference Proceedings 2005 (2005), pp. 303–310, URL <http://www.cgl.uwaterloo.ca/csk/projects/tsp/>.
- [3] R. Dickau, *Knopp's Osgood curve construction*, Wolfram Demonstrations Project URL <http://demonstrations.wolfram.com/KnoppOsgoodCurveConstruction/>.
- [4] B.R. Gelbaum and J.M.H. Olmsted, Dover Publications Inc., Mineola, NY 2003, corrected reprint of the second (1965) edition.
- [5] T.C. Hales, *The Jordan curve theorem, formally and informally*, Amer. Math. Monthly 114 (2007), pp. 882–894.
- [6] T.C. Hales, *Jordan's proof of the Jordan curve theorem*, Studies in Logic, Grammar and Rhetoric 10 (2007), pp. 45–60.
- [7] D.M. Johnson, *Prelude to dimension theory: the geometrical investigations of Bernard Bolzano*, Arch. History Exact Sci. 17 (1977), pp. 262–295.
- [8] C. Jordan, Gauthier-Villars, Paris 1887.
- [9] M. Morales URL <http://virtualmo.com>.
- [10] W.F. Osgood, *A Jordan curve of positive area*, Trans. Amer. Math. Soc. 4 (1903), pp. 107–112, URL <http://dx.doi.org/10.2307/1986455>.
- [11] H. Pedersen and K. Singh, *Organic labyrinths and mazes*, NPAR Conference Proceedings (2006), pp. 79–86, URL <http://dx.doi.org/10.1145/1124728.1124742>.
- [12] B. Van Rootselaar, *Bolzano, Bernard*, in *Dictionary of Scientific Biography, Volume II*, Charles Scribners Sons, New York, 1970, pp. 273 – 279.
- [13] O. Veblen, *Theory on plane curves in non-metrical analysis situs*, Trans. Amer. Math. Soc. 6 (1905), pp. 83–98, URL <http://dx.doi.org/10.2307/1986378>.




Figure 1. *When we could be diving for pearls*, 9 3/4" x 6", 2011, Micron ink on Denril paper.



Figure 2. *A thread in the labyrinth*, 6" x 6", 2011, Micron ink on Denril paper.




Figure 3. *Blue Introverted Unicursal Labyrinth*, 14" x 8", 2010, Ink on Yupo paper.




Figure 4. *Blue Introverted Unicursal Labyrinth*, detail

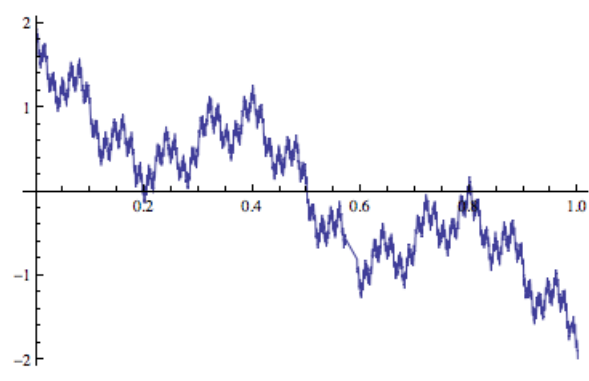


Figure 5. A Weierstrass nowhere differentiable function.